

What Is The Literacy **EASY BUTTON ?**



**By: Michelle Radcliffe
Cindy Kent
Carol Clark**



INTRODUCTIONS



WHO ARE WE AND WHO ARE YOU?

TODAY'S GOALS

- What Is Literacy?
- Why Is Literacy Important in CTE?
- What are the Standards?
- What Resources Does CCDA Have to Help?



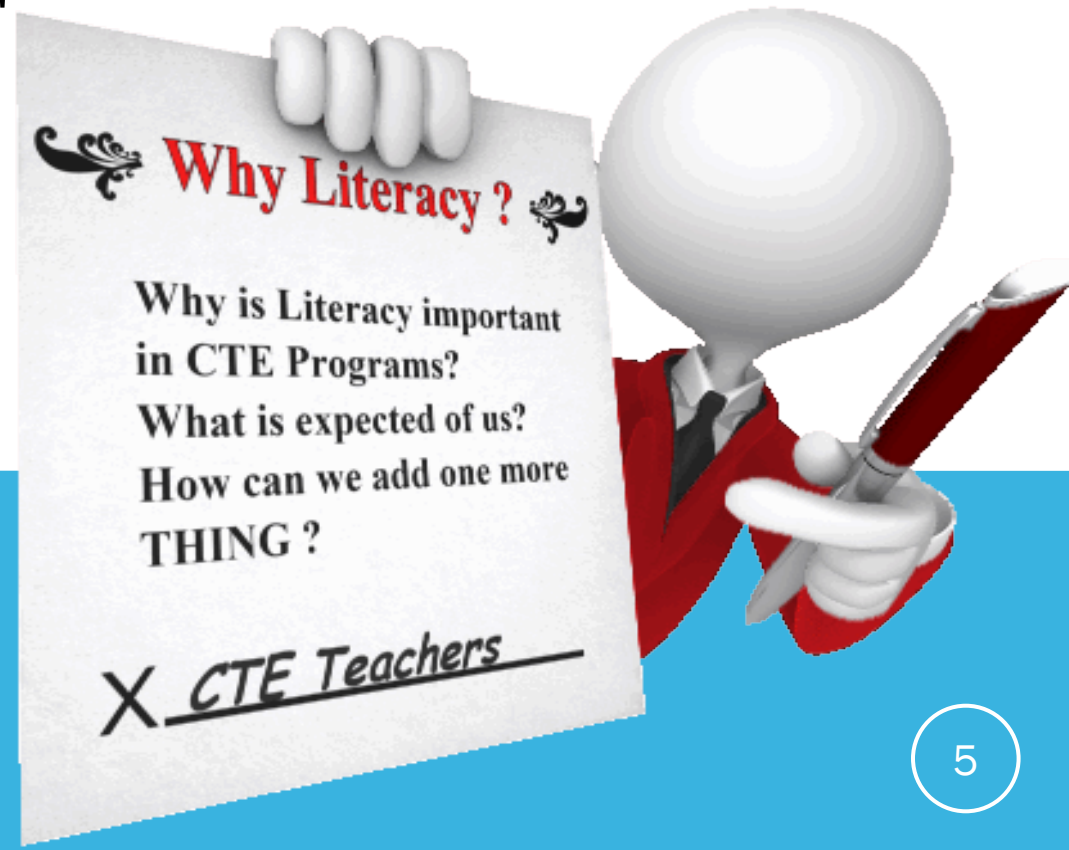
What can I Learn about Literacy??



WHAT IS LITERACY?

Competence or Knowledge in a specified area.

i.e. "his technology literacy included Microsoft Office"





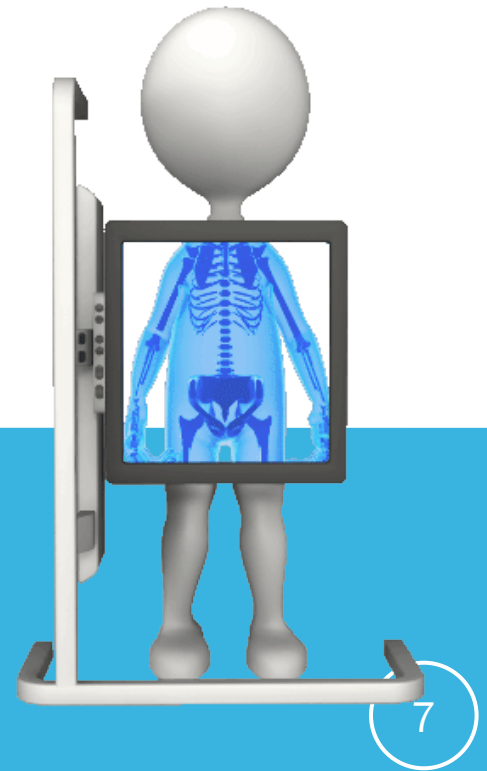
Mission Impossible?

**Do I Have To Put ALL Academics
Into My CTE Program?**

Which Standards Influence Core Performance Indicators the Most in CTE?

Improving Reading Standards 1,2,4 &10 will help strengthen your core performance indicators.

What are Core Performance Indicators?




Perkins IV Secondary Core Performance Indicator (CPI) Report

Location of Report: www.cteisreports.com

Data Available from: FY 2008 onwards

Data Cycle: Annual (typically available in December each year)

What does the Report Contain?



Provides information regarding the eight Michigan Perkins IV core performance indicators (CPIs) for a given year.

Core Performance Indicators



1S1 Attainment of Academic Skill - Reading/Language

1S2 Attainment of Academic Skill - Mathematics

2S1 Technical Skill Attainment

3S1 School Completion

4S1 Student Graduation Rates

5S1 Placement

6S1 Nontraditional Participation

6S2 Nontraditional Completion

1S1 Attainment of Academic Skill - Reading/Language



Area Totals

Region: 15

CIP Code: 43.0100

CIP Name: Public Safety/Protect
Services

CEPD:

Fiscal Agency:25010 Flint City School District

Operating Building:05575 Genesee Area Skill Center

Core Performance Indicator	State Required		State Actual		Region		Fiscal Agency		Operating Building	
	%	#	%	#	%	#	%	#	%	#
1S1 Attainment of Academic Skill - Reading/Language	47.5	285	41.5	17	34.7	17	40.5	17	40.5	
		686		49		42		42		
1S2 Attainment of Academic Skill - Mathematics	45.05	257	37.4	14	28	11	25.6	11	25.6	
		687		50		43		43		
3S1 School Completion	90	720	97.6	41	100	39	100	39	100	
		738		41		39		39		
4S1 Student Graduation Rates	80	696	97.1	43	95.6	35	94.6	35	94.6	
		717		45		37		37		
5S1 Placement	94.79	453	94.8	48	92.3	43	93.5	43	93.5	
		478		52		46		46		
6S1 Nontraditional Participation	22.5	702	37.2	29	21.5	13	14.4	13	14.4	
		1888		135		90		90		
6S2 Nontraditional Completion	66.56	166	45.2	9	64.3	*		*		
		367		14						

* = Data provided is too low to assure confidentiality, N/P = Data was not provided

LITERACY STANDARDS

Let's Look At The Standards

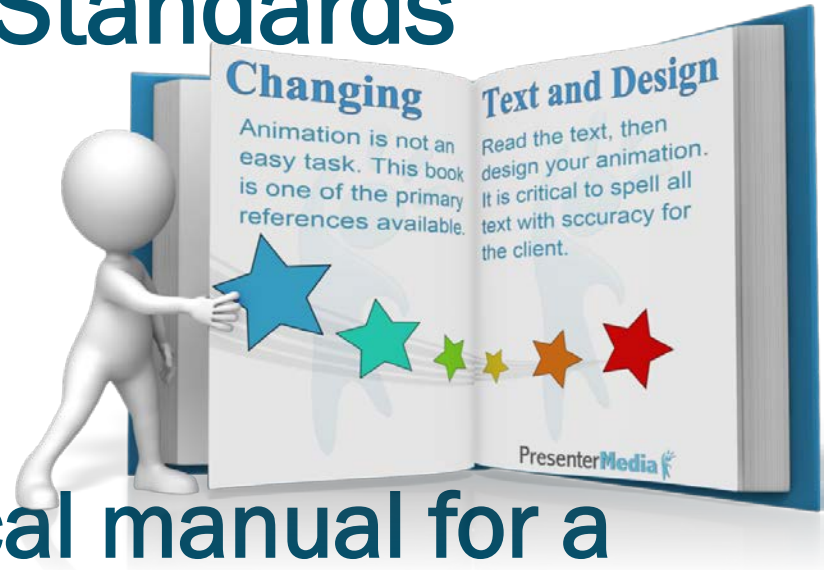
On Your Handout

✚ 10 + 10

✚ Examples –

Reading the technical manual for a truck in the auto program.

Writing journal entries while on clinical rotations for Health Science students.



LITERACY RESOURCE EXAMPLES

This example is from the CCDA website

https://www.youtube.com/watch?feature=player_embedded&v=00BA0wsgeXo&x-yt-ts=1421914688&x-yt-cl=84503534

Literacy-in-CTE Core Beliefs:

- **Develop and sustain a community of practice.**
- **Begin with the CTE curriculum, not with the academic curriculum.**
- **Address academic skills as essential workplace and lifelong skills.**
- **Maximize the academics in CTE curricula.**
- **Students transitioning to college or a career need to be prepared in the same way**



Understanding the Codes

English Language Arts - Literacy

Grades 11&12

CCSS.	ELA-Literacy.	RST.	11-12.	1
-------	---------------	------	--------	---

Common Core
State Standard

Reading for
Science &
Technical Subjects

Standard 1



Let's Examine the Standards



What's the Next Step?


*Use the Best Resources for
CTE*

➔ MICCDA.org



LET US KNOW IF WE CAN HELP!

CCDA PROJECTS



Getting the right
tools for the job!



*CCDA Train-the-Trainer
Drive In Workshop*

And All the Rest....



- **Questions & Wrap Up**
- **Evaluation**
- **Attend the Literacy Presentation
after lunch – Backdrop for
Literacy, Strategies**


QUESTIONS & COMMENTS

How Can You Help?





Contacts



Cindy Kent - CEPD 34
Administrator for Curriculum,
Instruction & Prof. Dev.
Van Buren Technology Center
490 South Paw Paw
Street, Lawrence, MI 49064
269-539-5255
ckent@vbisd.org



**Michelle Radcliffe, Co-Chair - CEPD
38**
CTE Coordinator
LESA - Livingston Educational
Service Agency
1425 W. Grand River, Howell, MI
48843
517-540-6832
michelleradcliffe@livingstonesa.org

Carol Clark - CEPD 29
Curriculum Supervisor
Genesee Career Institute
2413 West Maple Avenue, Flint, MI 48507
810-591-4263
cclark@geneseeisd.org